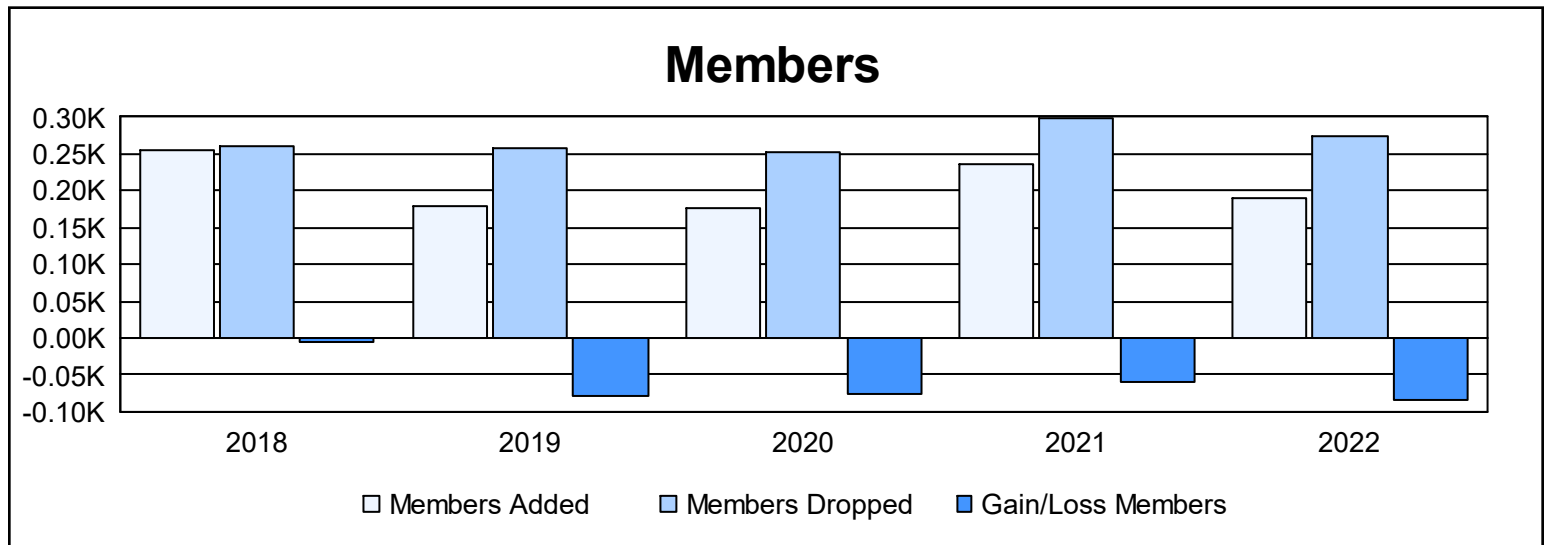
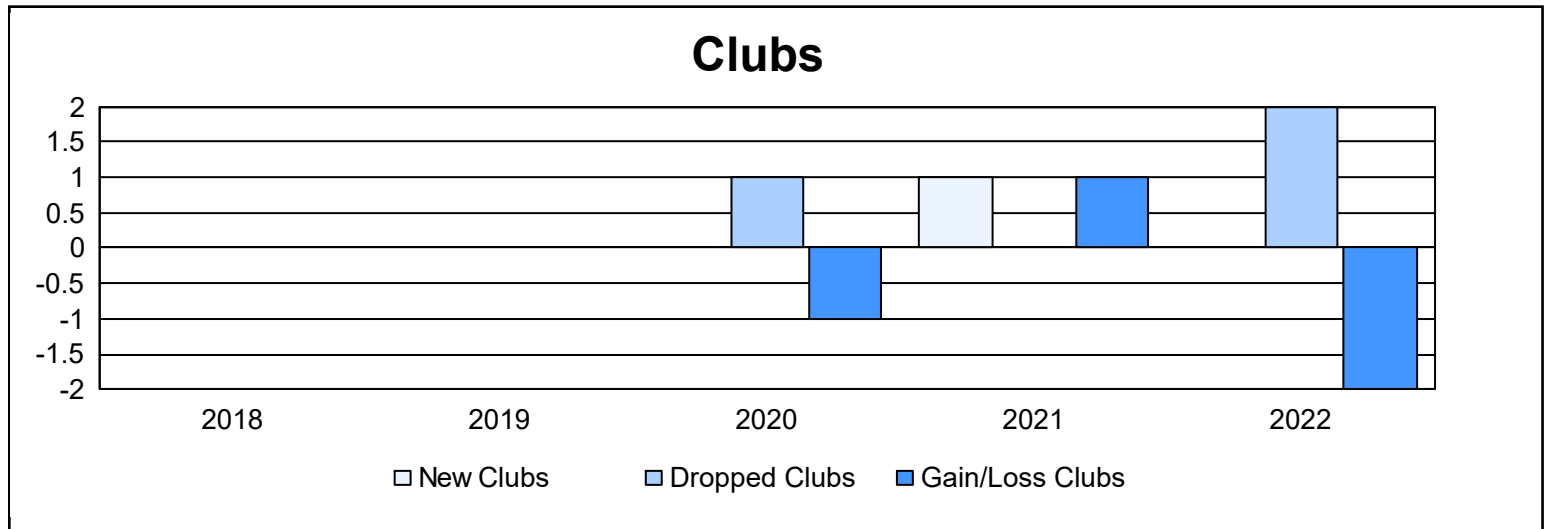
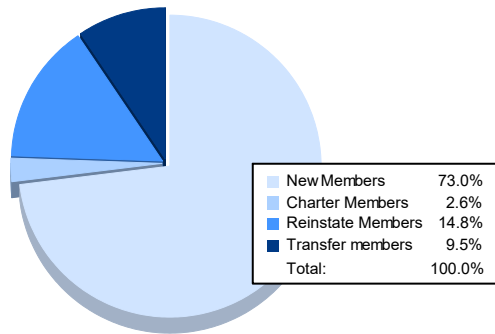


| Year           | New Clubs | Dropped Clubs | Gain/ Loss Clubs | New Members | Charter Members | Reinstate Members | Transfer Members | Total Member Added | Total Members Dropped | Gain/ Loss Members |
|----------------|-----------|---------------|------------------|-------------|-----------------|-------------------|------------------|--------------------|-----------------------|--------------------|
| 2017-2018      | 0         | 0             | 0                | 191         | 3               | 18                | 43               | 255                | 260                   | -5                 |
| 2018-2019      | 0         | 0             | 0                | 130         | 1               | 21                | 27               | 179                | 259                   | -80                |
| 2019-2020      | 0         | 1             | -1               | 134         | 6               | 20                | 17               | 177                | 253                   | -76                |
| 2020-2021      | 1         | 0             | 1                | 143         | 52              | 32                | 10               | 237                | 298                   | -61                |
| 2021-2022      | 0         | 2             | -2               | 138         | 5               | 28                | 18               | 189                | 273                   | -84                |
| <b>Average</b> | <b>0</b>  | <b>1</b>      | <b>0</b>         | <b>147</b>  | <b>13</b>       | <b>24</b>         | <b>23</b>        | <b>207</b>         | <b>269</b>            | <b>-61</b>         |



### Membership Composition June 2022 Cumulative



### Gender Composition June 2022 Cumulative

